



# George Town Council

## 2000 election report

### Table of contents

- Local Government Elections in Tasmania
- Report on the 2000 George Town Council Election
- List of Councillors following the 2000 elections
- Councillor results
- Mayor & Deputy Mayor results
- By-Election result

## Local Government Elections in Tasmania

Every second (even) year elections are held in all 29 councils for the positions of mayor and deputy mayor and half the councillor positions. Where required, by-elections are held concurrently for vacancies that have occurred since the last elections.

The Tasmanian Electoral Office (TEO) supervises the conduct of elections in accordance with the *Local Government Act 1993*. Elections by postal ballot have been held in 1994, 1996, 1999 (deferred from 1998) and 2000, with the next elections due in October 2002.

Following recent changes to the Act, mayors and deputy mayors were elected directly by the electors in each municipal area for the first time in 2000.

Candidate information booklets and complete election results for the state are available from the TEO and are posted on the TEO website [www.electoral.tas.gov.au](http://www.electoral.tas.gov.au).

### 2000 Election timetable

Notice of election published	Saturday 16 September
Electoral rolls closed	6 pm Thursday 21 September
Nomination period	25 September— 12 noon on 4 October
Nominations closed	12 noon Wednesday 4 October
Nominations announced & draw for ballot paper positions	12 noon Thursday 5 October
Ballot material delivered to electors	17–20 October
Polling period	17–31 October
Close of poll	10 am Tuesday 31 October

### Casual vacancies

Casual vacancies are filled by recount where possible, unless the vacancy occurs within 6 months of a forthcoming election. Only unelected candidates from the relevant election may contest a recount. A candidate elected at a recount serves until the next council election. If a recount is not possible, a by-election is held—with the candidate elected to serve for the remainder of the term of office of the original councillor.

### Electoral polls

A council may hold an elector poll on any issue it determines. It may also be required to hold an elector poll following petitions from electors in accordance with Part 6 of the Act. A council is not bound by the result of an elector poll.

### Electoral system

Voting in Tasmanian local government elections is not compulsory.

Elections for councillor positions are conducted using a system modelled on the Hare-Clark method of proportional representation used in Tasmanian House of Assembly elections.

Mayoral and deputy mayoral elections use a preferential system similar to that used for Tasmanian Legislative Council and Federal House of Representatives elections.

## Report on the 2000 George Town Council Election

Elections were held for the positions of Mayor and Deputy Mayor for 2 year terms and 4 Councillors for 4 year terms.

4934 George Town electors were enrolled for the 2000 elections, comprising 4454 (90.27%) from the State House of Assembly roll and 480 (9.72%) from the General Manager's roll.

66.41% of George Town electors returned their ballot papers in comparison with 57.78% statewide.

### By-Election

A by-election was held between the 1999 and 2000 elections. Councillor Quade R Whitehead resigned on 27 April 1999. The ballot closed at 10 am Wednesday 16 June 1999. Two candidates contested the by-election. Full details are provided on the back page.

### Candidates at the 2000 elections

<b>Mayor</b>		<b>Councillors</b>	
★ ARCHER, Lawrence*	George Town	★ GEALE, Stephen Norman	George Town
BARWICK, Heather	Beechford	GIBBONS, Margaret Anne	George Town
		HARRISON, Beth	George Town
		★ MACKRILL, Don*	George Town
		★ SMITH, June*	George Town
		★ WALLACE, Bob*	Hillwood
		WELSH, Jim	George Town
<b>Deputy Mayor</b>			
★ BURT, Doug	George Town		
MACKRILL, Don	George Town		

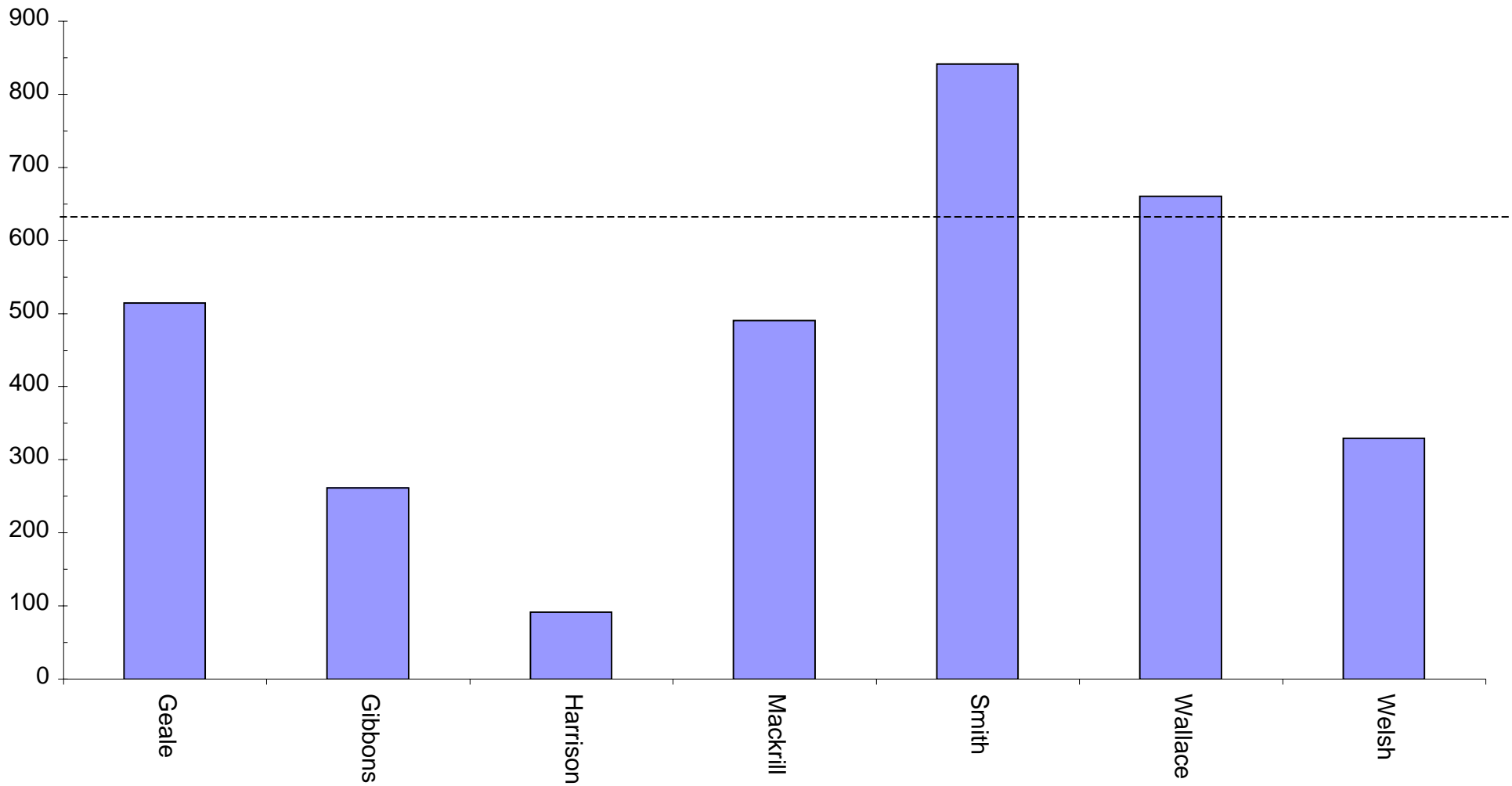
★ denotes elected candidate

\* denotes seeking re-election

## George Town Councillors following the 2000 elections

<b>Mayor</b>	<b>9 Councillors</b>	
<i>term ends 2002</i>	<i>term ends 2004</i>	<i>term ends 2002</i>
ARCHER Lawrence	SMITH June	ARCHER Lawrence
	WALLACE Bob	BARWICK Heather
<b>Deputy Mayor</b>	GEALE Stephen Norman	WIDDOWSON John
<i>term ends 2002</i>	MACKRILL Don	BURT Doug
BURT Doug		DONNELLY Nancy

## George Town Council - 2000 Councillor first preferences



# Councillor distribution of preferences

## George Town Council

Polling closed at 10 am Tuesday 31 October 2000

Number to be elected : 4

Returning Officer : Mr Joseph Brewin

Electors enrolled : 4 934

Declarations rejected : 44

Formal votes : 3 186

Declarations returned : 3 277

Declarations admitted : 3 233

Total ballot papers : 3 226

Informal ballot papers : 40

Response 66.41%

Rejection rate : 1.34%

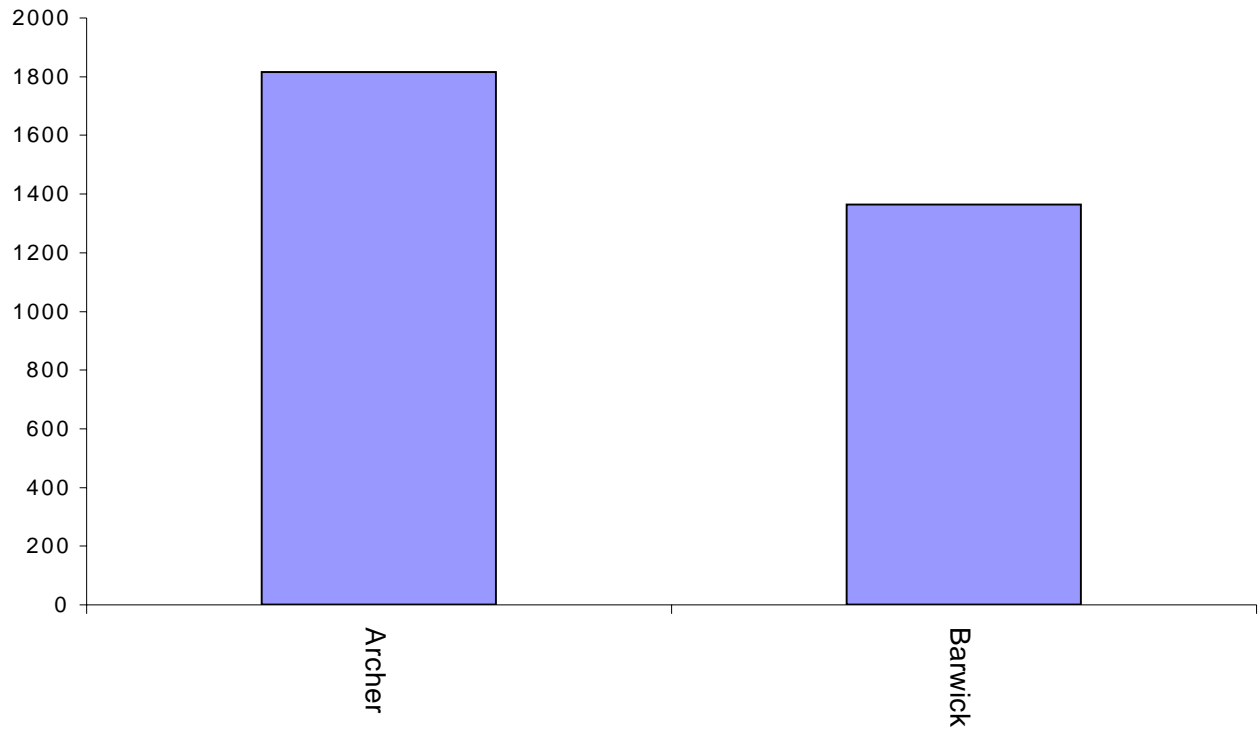
Informality rate : 1.24%

### CANDIDATES

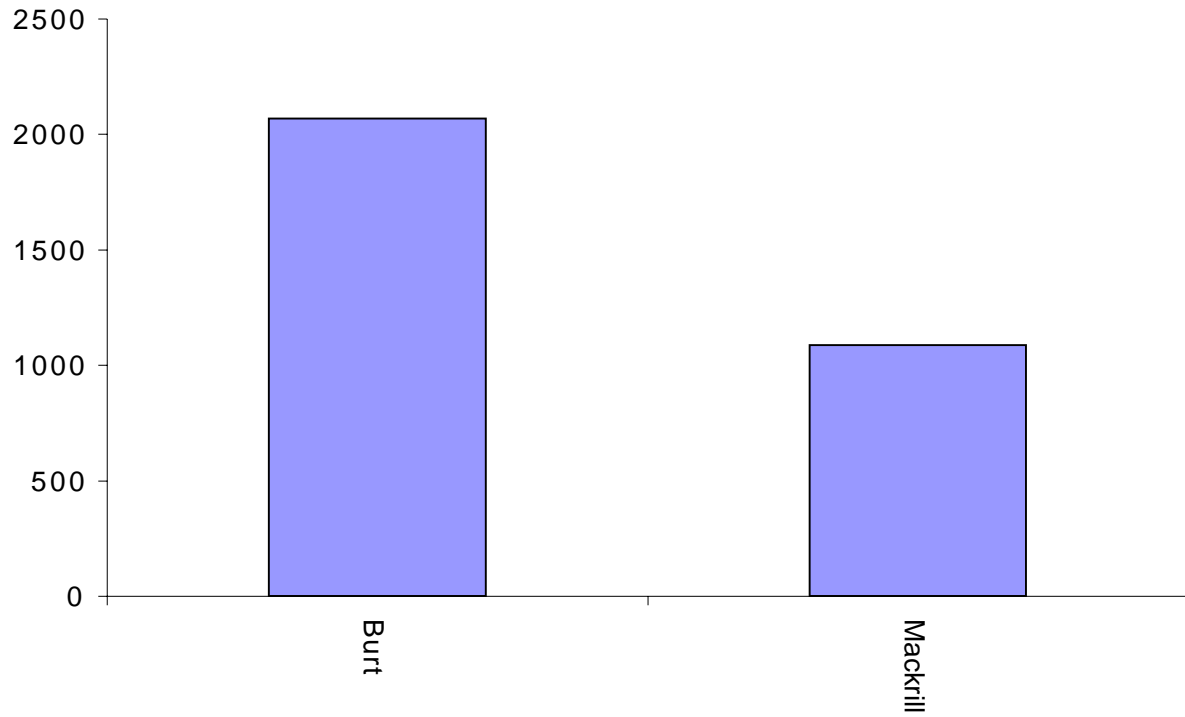
Quota = 638

	Geale	Gibbons	Harrison	Mackrill	Smith	Wallace	Welsh	Exhausted	Loss (Gain) by Fraction	Total Votes	Remarks
Count 1	514.00	261.00	91.00	490.00	841.00	660.00	329.00			3 186.00	<b>Smith elected 1, Wallace elected 2</b>
Count 2	49.72	40.31	20.75	45.62	- 203.00		46.58		0.02	3 186.00	Smith's surplus distributed
Count 3	563.72	301.31	111.75	535.62	638.00	660.00	375.58		0.02		
	4.76	2.93	1.79	7.29		- 22.00	5.19		0.04		Wallace's surplus distributed
Counts 4 to 6	568.48	304.24	113.54	542.91	638.00	638.00	380.77		0.06	3 186.00	
	25.04	49.70	- 113.54	13.05			25.73		0.02		Harrison excluded
Count 7	593.52	353.94	0.00	555.96	638.00	638.00	406.50		0.08	3 186.00	
	130.00	- 301.00		79.00			89.00	3.00	0.00		Gibbons part excluded
Count 8	723.52	52.94		634.96	638.00	638.00	495.50		0.08	3 186.00	<b>Geale elected 3</b>
		- 49.48		16.41			29.44	3.62	0.01		Gibbons part excluded
Progress totals	723.52	3.46		651.37	638.00	638.00	524.94	6.62	0.09	3 186.00	<b>Mackrill elected 4</b>

### 2000 Mayor first preference



### 2000 Deputy Mayor first preferences



# George Town Council

Polling closed at 10 am Tuesday 31 October 2000

Returning Officer : Mr Joseph Brewin

Electors enrolled : 4 934

Declarations returned : 3 277

Response 66.41%

## Mayor

Ballot paper adjustment : 7

Total ballot papers : 3 226

Formal votes : 3 178

Informal ballot papers : 48

Informality Rate : 1.48%

		CANDIDATES		Total Votes	Remarks
Count 1	Total	Archer	Barwick		
		1 815	1 363	3 178	<b>Archer Elected</b>

## Deputy Mayor

Ballot paper adjustment : 7

Total ballot papers : 3 226

Formal votes : 3 154

Informal ballot papers : 72

Informality Rate : 2.23%

		CANDIDATES		Total Votes	Remarks
Count 1	Total	Burt	Mackrill		
		2 067	1 087	3 154	<b>Burt Elected</b>

# George Town Council By-election

## By-election due to the resignation of Councillor **Quade R Whitehead**

By-election polling closed at 10 am Wednesday 16 June 1999

Distribution of preferences (multiplied by 100)

Electors enrolled : 4 892      Declarations rejected : 18      Adjustment: 1      Formal votes : 2 529  
Declarations returned : 2556      Declarations admitted : 2538      Total ballot papers : 2      Informal ballot papers : 8  
Response rate: 52.25%      Rejection rate: 0.70%      Informality rate: 0.32%

	CANDIDATES		Total Votes	Absolute Majority	Remarks
	Wallace	Welsh			
Count 1 Total	1462	1067	2529	1265	<b>Wallace Elected</b>